

BERGERAC® CIRCLE

Paver



PEDESTRIAN	LIGHT TRAFFIC	REGULAR TRAFFIC	HEAVY TRAFFIC	PERMEABLE	ADA	COLORGARD PROCESS	TEXTUREGARD PROCESS	FINISHES					
								SHOT BLAST	SHOT BLAST SEALED	GROUND FACE	GROUND FACE SEALED	SMOOTH	TUMBLLED/ ANTIQUED
✓	✓	✓				✓	✓						✓

Only Available Tumbled

PRODUCT SPECIFICATIONS

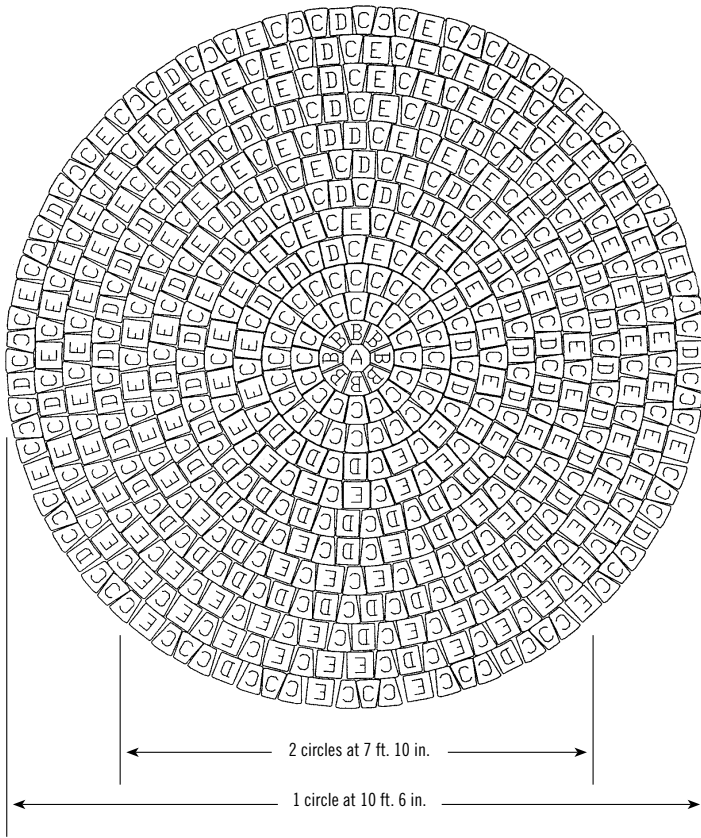
Circle Kit

5 1/2 x variable x 2 3/8



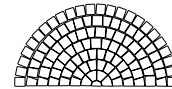
Polymeric sand recommended for this product

BERGERAC CIRCLE LAYING GUIDE

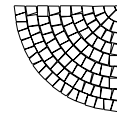


Installation Guidelines

- 1) Start by marking out circles on the surface to be paved.
- 2) Determine the dimensions of each concentric circle, as well as the layout details.
- 3) Always lay pavers starting from the center.
- 4) For a semicircle or quarter circle, follow the same laying order.



Bergerac Circle
Half Circle



Bergerac Circle
Quarter Round

For more pattern options visit belgard.com/products/pavers

NOTES

PALLET INFORMATION/ ESTIMATING CHART

PRODUCT NAME	SQFT/ PALLET	# OF LAYERS	PIECES/ PALLET	WEIGHT/ PALLET (LBS)
BERGERAC CIRCLE				
5 1/2 x variable x 2 3/8	99	10	560	2485