

# CAMBRIDGE COBBLE®




Paver



PEDESTRIAN	LIGHT TRAFFIC	REGULAR TRAFFIC	HEAVY TRAFFIC	PERMEABLE	ADA	COLORGARD PROCESS	TEXTUREGARD PROCESS	FINISHES					
								SHOT BLAST	SHOT BLAST SEALED	GROUND FACE	GROUND FACE SEALED	SMOOTH	TUMBLED/ ANTIQUED
✓	✓	✓	✓*			✓						✓	✓*

\*Special Order Only - Please contact your local sales rep.

## PRODUCT SPECIFICATIONS

<p><b>Square**</b></p> <p>6 x 6 x 2 3/8 6 x 6 x 3 1/8</p> 
<p><b>Rectangle**</b></p> <p>6 x 9 x 2 3/8 6 x 9 x 3 1/8</p> 
<p><b>Large Rectangle***</b></p> <p>9 x 12 x 2 3/8</p> 


\*\*80mm has limited availability. Please contact your local rep for information.

\*\*\* Toscana, Bella, Victorian & Montecito ONLY




CAMBRIDGE COBBLE LAYING GUIDE


6X9 RUNNING BOND



6X9 HERRINGBONE

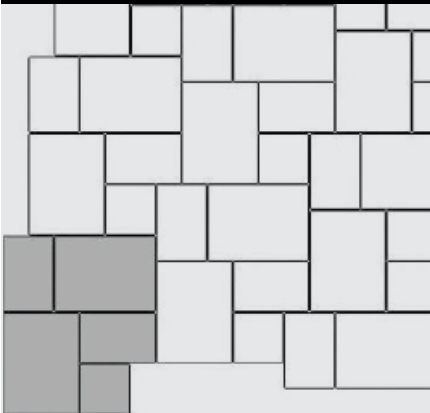


"1" PATTERN



"75% 6x9 & 25% 6x6"

3-PIECE PATTERN



"60% 9x12, 30% 6x9 & 10% 6x6"

For more pattern options visit [belgard.com/products/pavers](http://belgard.com/products/pavers)

NOTES

Blank area for notes.

PALLET INFORMATION/ ESTIMATING CHART

PRODUCT NAME	SQFT/ PALLET	# OF LAYERS	PIECES/ PALLET	WEIGHT/ PALLET (LBS)
<b>CAMBRIDGE COBBLE 60mm</b>				
Square 6 x 6 x 2 3/8"	120	10	480	3035
Rectangle 6 x 9 x 2 3/8"	112	10	300	2935
Large Rectangle 9 x 12 x 2 3/8"	120	10	160	3035
<b>CAMBRIDGE COBBLE 80mm</b>				
Square 6 x 6 x 3 1/8"	96	8	384	3324
Rectangle 6 x 9 x 3 1/8"	90	8	240	3124