

DUBLIN COBBLE®

Paver




PEDESTRIAN	LIGHT TRAFFIC	REGULAR TRAFFIC	HEAVY TRAFFIC	PERMEABLE	ADA	COLORGARD PROCESS	TEXTUREGARD PROCESS	FINISHES					
								SHOT BLAST	SHOT BLAST SEALED	GROUND FACE	GROUND FACE SEALED	SMOOTH	TUMBLLED/ ANTIQUED
✓	✓	✓				✓							✓

PRODUCT SPECIFICATIONS


3-Piece Modular	
3 x 6 x 2 3/8	
6 x 6 x 2 3/8	
6 x 9 x 2 3/8	

Large Square	
9 x 9 x 2 3/8	

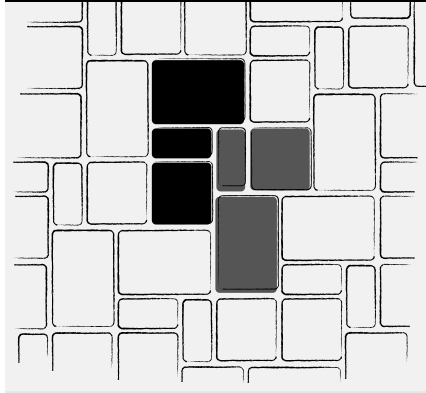


DUBLIN COBBLE LAYING GUIDE


3-PIECE MODULAR PATTERN A



3-PIECE MODULAR PATTERN B



3-PIECE MODULAR & LARGE SQUARE PATTERN C



80% 3-Piece Modular & 20% Large Square

For more pattern options visit belgard.com/products/pavers

NOTES

Blank area for notes.

PALLET INFORMATION/ ESTIMATING CHART

PRODUCT NAME	SQFT/ PALLET	# OF LAYERS	PIECES/ PALLET	WEIGHT/ PALLET (LBS)
DUBLIN COBBLE 3-PIECE MODULAR				
3 x 6 x 2 3/8	-	-	160	-
6 x 6 x 2 3/8	-	-	160	-
6 x 9 x 2 3/8	-	-	160	-
Total	114	10	480	3041
LARGE SQUARE				
9 x 9 x 2 3/8	106	10	200	2964