

LAFITT™ RUSTIC SLAB

Paver



PEDESTRIAN	LIGHT TRAFFIC	REGULAR TRAFFIC	HEAVY TRAFFIC	PERMEABLE	ADA	COLORGARD PROCESS	TEXTUREGARD PROCESS	FINISHES					
								SHOT BLAST	SHOT BLAST SEALED	GROUND FACE	GROUND FACE SEALED	SMOOTH	TUMBLED/ ANTIQUED
✓						✓	✓						

PRODUCT SPECIFICATIONS

3-Piece Combo	
7 3/8 x 14 7/8 x 2	
14 7/8 x 14 7/8 x 2	
22 5/8 x 14 7/8 x 2	


Border Stone*	
6 x 9 x 2	

*6 x 9 x 2 3/8 Catalina Slate Border.

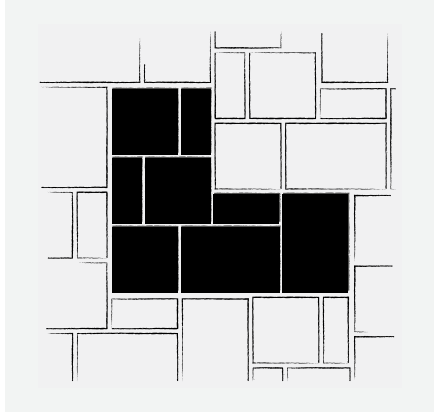


LAFITT RUSTIC SLAB LAYING GUIDE

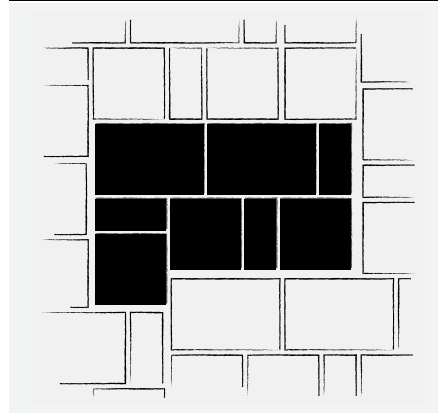
3-PIECE COMBO PATTERN A



3-PIECE COMBO PATTERN B



3-PIECE COMBO PATTERN C



NOTES

Blank area for notes.

PALLET INFORMATION/ ESTIMATING CHART

PRODUCT NAME	SQFT/ PALLET	# OF LAYERS	PIECES/ PALLET	WEIGHT/ PALLET (LBS)
LAFITT RUSTIC SLAB 3-PIECE COMBO				
7 3/8 x 14 7/8 x 2	-	-	36	-
14 7/8 x 14 7/8 x 2	-	-	36	-
14 7/8 x 22 5/8 x 2	-	-	24	-
Total	140	12	96	3186