

CATALINA SLATE™

Paver



PEDESTRIAN	LIGHT TRAFFIC	REGULAR TRAFFIC	HEAVY TRAFFIC	PERMEABLE	ADA	COLORGARD PROCESS	TEXTUREGARD PROCESS	FINISHES					
								SHOT BLAST	SHOT BLAST SEALED	GROUND FACE	GROUND FACE SEALED	SMOOTH	TUMBLED/ ANTIQUED
✓	✓	✓				✓	✓						✓*

*Special Order Only

PRODUCT SPECIFICATIONS

3-Piece Modular	
3 x 6 x 2 3/8	
6 x 6 x 2 3/8	
6 x 9 x 2 3/8	




3-Piece Stone	
6 x 12 x 2 3/8	
9 x 12 x 2 3/8	
12 x 12 x 2 3/8	




Border Stone	
6 x 9 x 2 3/8	

CATALINA SLATE LAYING GUIDE


3-PIECE STONE PATTERN A



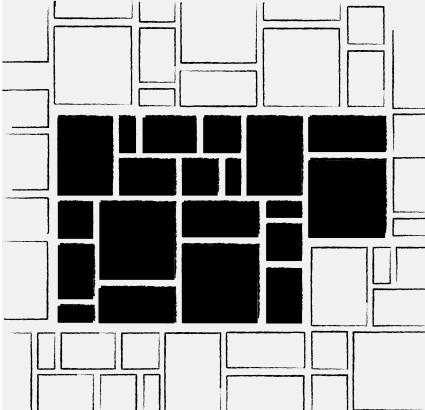
3-PIECE STONE PATTERN B



3-PIECE MODULAR PATTERN D



3-PIECE STONE & MODULAR PATTERN E



67% Catalina Stone & 33% Catalina Modular

For more pattern options visit belgard.com/products/pavers

PALLET INFORMATION/ ESTIMATING CHART

PRODUCT NAME	SQFT/ PALLET	# OF LAYERS	PIECES/ PALLET	WEIGHT/ PALLET (LBS)
CATALINA SLATE 3-PIECE MODULAR				
3 x 6 x 2 3/8"	-	-	160	-
6 x 6 x 2 3/8"	-	-	160	-
6 x 9 x 2 3/8"	-	-	160	-
Total	120	10	480	3325
CATALINA SLATE 3-PIECE STONE				
6 x 12 x 2 3/8"	-	-	60	-
9 x 12 x 2 3/8"	-	-	40	-
12 x 12 x 2 3/8"	-	-	60	-
Total	120	10	160	3300
CATALINA SLATE BORDER				
6 x 9 x 2 3/8"	112	10	300	3300